



Birla Institute of Technology  
Mesra, Ranchi India

## Bit Mesra - 2023 Online Mock Test Process

### Candidate instructions for remote proctoring test (Mobile / Tablet).

#### Do's and Don'ts

Dear Candidate

#### Do's

1. You will be taking the Bit Mesra Mock Test from your residence or any convenient location. (For more information, please refer to the DO's instructions, given alongside these instructions)
2. You are being invigilated / proctored by a remote proctor, who will be watching you throughout the test, via Web-Cam
3. The remote proctor has the facility to send you a warning message if he finds you doing anything suspicious, or if you are found to be indulging in any malpractice activity during the course of the test and he is authorized to intervene and to pause your test, if required.
4. Please ensure that you read the Do's and Don'ts given in these instructions and strictly adhere to them before and during the test.  
PLEASE NOTE:

5. You will be shown only one question at a time. You may select the appropriate option to answer the question and click on the "Next Question" Button which will appear below to every question, to go to the next question.
6. If you are not sure of the answer to a question, you may skip the question and move to the next question by clicking on the "Next Button" which will appear below to every question.
7. You cannot review the answered or skipped questions.
8. The total duration of the Test is 120 minutes.
9. After reading all the instructions and the Do's and Don'ts, please click on the check box below to proceed to the next page.

- a. Android mobile/tablet device with a front-facing camera, with minimum OS version of Android 8 or above
  - o Moblie Internet connection
  - o A private room without external disturbance/noise
- b. Place the mobile on a table with the mobile holder, such that your back is facing the wall and there are no devices placed in the background
- c. The room where you sit should be quiet, with no background noise and only you should be present in the room, for the entire duration of the test.
- d. Ensure proper lighting (no back light) so that your face is clearly visible on the web-cam.
- e. Ensure that you are dressed formally
- f. You are advised to tie your hairs in case you are having long hairs

#### Dont's

- a. Do not take any help from others while taking the test
- b. Do not wear any Bluetooth devices
- c. Do not read out anything loudly.
- d. Do not leave the mobile while taking the test.
- e. Do not wear glare glasses when taking the test.
- f. Do not play the radio/TV/ Music in the background.
- g. Do not look to the left, right or top when taking the test.
- h. Do not let anyone enter the room while you are taking the test.

☐ I Agree that, I have read and understood all above instructions.

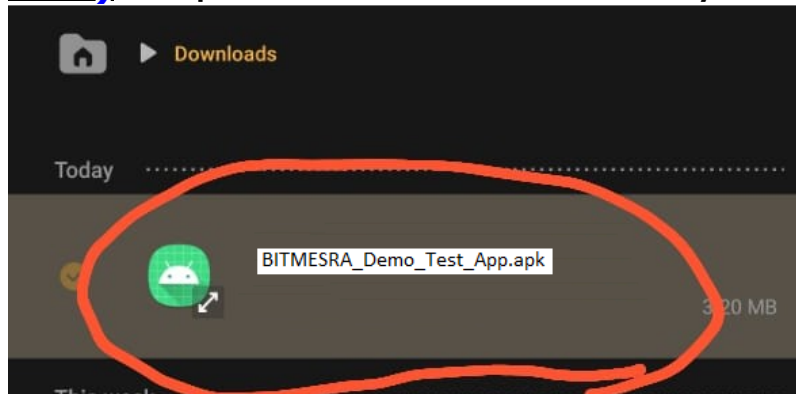
**Submit**



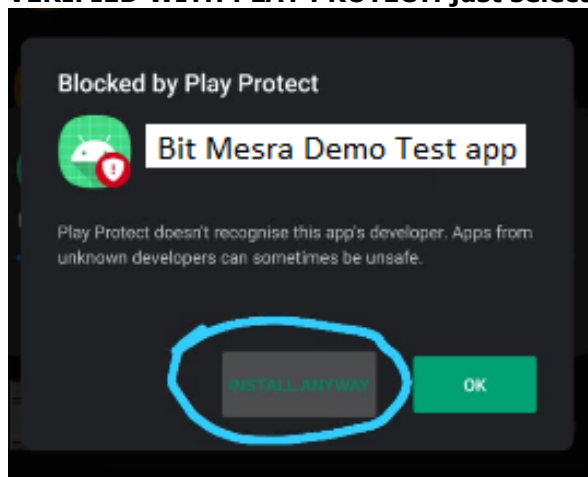
## **Candidate instructions for remote proctoring test**

**Please read these instructions carefully:**

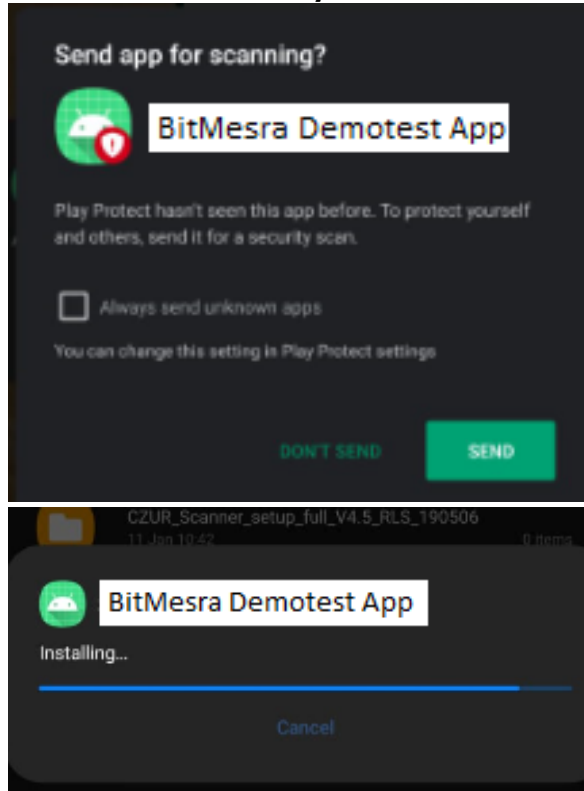
1. To Download Mock Test apk, click [\*\*Download \(Bit Mesra Mock Test\)\*\*](#) and open the APK for installation. Generally in download folder




2. It would ask for change security settings for **INSTALL FROM UNKNOWN SOURCES** option to be enabled. Enable this option
3. While installing the exam apk, it would show message that **ITS NOT VERIFIED WITH PLAY PROTECT**. just select **INSTALL ANYWAY** option.



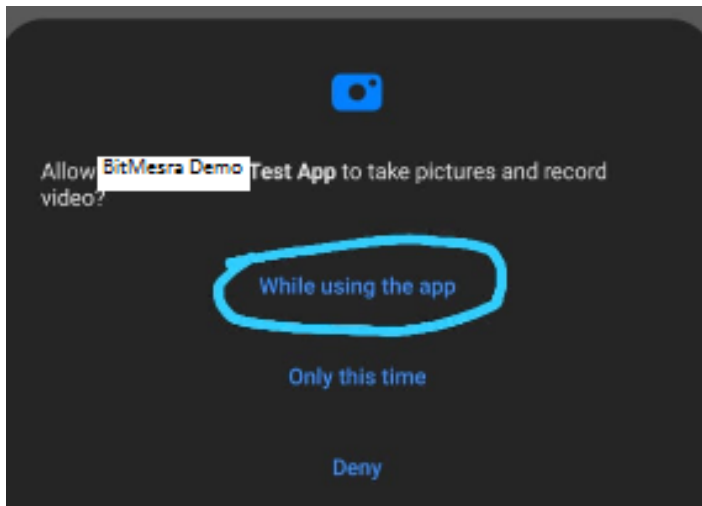
**4. After installation it may ask Send APP for scanning --> Select Don't send.**



**5. Click Open directly after installation or In Apps, look for SRMJEE Main TEST App and open it.**



**6. It would ask permission to Take pictures and record videos à select WHILE USING THE APP.**



**7. Enter your application number and password and click login**

Please enter your Application Number and Password

Application No.

Password

Login

**8. It would ask to take your photo(capture) --> then Take photo of your ID card (Capture) --> Your Details(Continue) --> Test related General instructions(I agree) --> Symbols related instructions(Agree and continue) --> Select subject (Start) .**

**Note: Stable Mobile Internet Connection is Mandatory  
(Recommended above 2 Mbps and Minimum suggested 1 Mbps)**

**All the best.**